

**6000 VA**  
**15-5,000 Hz**

**1Ø → 0 - 338 V<sub>L-N</sub>**  
**2Ø → 0 - 600 V<sub>L-L</sub>**



**Standard Features:**

- Advanced Linear Amplifiers Provide Very Low Voltage Distortion, no Switching Noise, Fast Voltage and Current Slew Rates, Exceptionally Low Output Impedance and High Peak Current Capability
- Single or Split phase selectable output from front panel or bus command
- 15 to 5,000 Hz. Full Power Bandwidth Operation – 5Hz to 50KHz small signal bandwidth, 3dB at 10% of full voltage
- Precision Voltage Programming – 0.05% with Continuous Self-Calibration (CSC) engaged
- True-RMS Metering of Volts, Amps, and Power
- Color touch screen front panel operation
- LAN (LXI), USB, GPIB and RS-232 Interfaces
- Arbitrary Waveforms
- Transients for Static and Dynamic Test Applications
- Programmable Output Impedance
- Harmonic Analysis and Waveform Synthesis
- PPSC Manager Windows 10 Software
- Embedded Web server
- Multi Unit Paralleling Option

**Model 160LMX**

As the highest power member of Pacific Power’s LMX-Series popular family of high performance Linear AC Power Sources, the 160LMX offers the same low output voltage noise and distortion, ease of installation, and high AC waveform fidelity as found in all of Pacific Power’s Linear AC Power Sources. Control and operational features provide a high degree of versatility and ease of use for applications ranging from simple, manually controlled frequency conversion to harmonic testing and sophisticated programmable transient simulation.

**AC TEST POWER**

All 160LMX models are equipped with a powerful micro-controller with the ability to operate as a fully integrated test system. This enables a variety of power conditions and transients to be applied to the device under test while metering and analyzing all output performance parameters. For higher power requirements, refer to the complete LMX series catalog.

**FREQUENCY/VOLTAGE CONVERSION**

The 160LMX is an excellent source of stable AC Voltage over the frequency range of 15 to 5,000 Hz. The output frequency is quartz-crystal stabilized. Output voltages up to 135VL-N in single phase mode and up to 270VL-L in split phase mode are available on the 160LMX model and up to 600VL-L in split phase mode on the 160LMXT model.

**PHASE CONVERSION**

With the ability to provide two phase output, the 160LMX is a good choice to convert one-phase line voltage into precisely controlled split (two-phase) output power.



**160LMX Models Output Ratings**

MODEL	Rated Power (VA) <sup>1</sup>	Output Form <sup>2</sup>	Output Voltage Max <sup>3</sup> (I-n/I-l)				Output Current <sup>4</sup> (A <sub>rms</sub> )			
			Direct	Transformer			Direct	Transformer		
				Ratio 1.5:1	Ratio 2.0:1	Ratio 2.5:1		Ratio 1.5:1	Ratio 2.0:1	Ratio 2.5:1
160LMX	6000	1/2	0-135/270	n/a	n/a	n/a	48/16	n/a	n/a	n/a
160LMXT	6000	1/2	0-135/270	0-202/404	0-270/540	0-338/600	48/16	32/10.7	24/8	19.2/6.4

- Notes:**
1. Rated output power is based on a combination of output voltage, current and load power factor. Values stated represent the rated capabilities of a given model. Consult factory for assistance in determining specific unit capabilities as they might apply to your application.
  2. All single phase units are operable with dual voltage ranges as listed. Output voltage ranges and 1Ø/2Ø conversions are selected by front panel or bus command.
  3. Output voltage ranges listed are for standard units. VMAX is achievable with nominal input voltage at full load.
  4. Current ratings at 125 V<sub>RMS</sub> output. Current may vary with power factor.



FREQUENCY CONVERSION



AEROSPACE



R & D



MILITARY



MANUFACTURING



CUSTOM

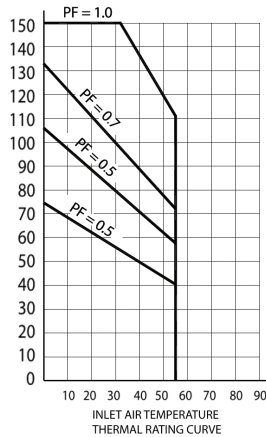
## LMX Power Source Specifications (PF = 1.0, $V_{out} > 25\%$ F.S.)

Output Frequency	Line Regulation	Load Regulation <sup>1</sup>	Output Distortion	Ripple & Noise	Response Time
Full Power 15-5,000 Hz Direct Coupled 45-5,000 Hz Transformer Coupled	0.1% max for a $\pm 10\%$ line change	Direct Coupled Ranges: 0.25% 15 to 2,000 Hz. 0.50% 2,000 to 5,000 Hz.	0.1% THD <sub>AVG</sub> 45 to 1,000 Hz 0.25% THD <sub>AVG</sub> 15 to 5,000 Hz	< 50 mVrms	5 $\mu$ sec typ. For step load change. Small signal bandwidth = 5 Hz to 50 KHz

**Note 1:** Improves to less than 0.05% with external sense and CSC mode enabled. For transformer coupled voltage ranges, load regulation by step-up ratio is: 1.5:1 - 2%, 2.0:1 - 4%, 2.5:1 - 5%. Improves to < 0.1% with external sense and CSC mode enabled.

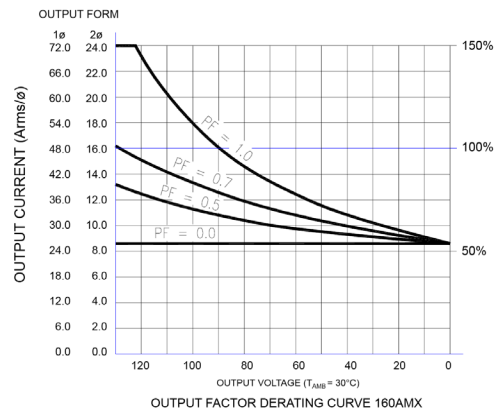
## Thermal and Load Power Factor Rating Curves

Rated Continuous Load Current as a Function of Ambient Temperature and Power Factor and Output Voltage at Nominal Input Line.



THERMAL RATING - AC CURRENT RMS

Short term overloads to 150% of rated current are permitted. Operating time before thermal shutdown or circuit breaker trip varies from seconds to several minutes depending upon line and temperature conditions.



OUTPUT VOLTAGE-AC VOLTS RMS


Short term overloads to 150% are permitted. Operating time before thermal shutdown or circuit breaker trip varies from seconds to several minutes depending upon line and temperature conditions.

## AC Input Power Requirements (47-63 Hz)

Input Voltage:	208 Vac 3 $\phi$ $\Delta$ $\pm 10\%$	220 Vac 3 $\phi$ $\Delta$ $\pm 10\%$	230 Vac 3 $\phi$ $\Delta$ $\pm 10\%$	380 Vac 3 $\phi$ $\Delta$ $\pm 10\%$	400 Vac 3 $\phi$ $\Delta$ $\pm 10\%$	480 Vac 3 $\phi$ $\Delta$ Opt.
AC Input Current:	28 Arms	26 Arms	25 Arms	15 Arms	14 Arms	14 Arms
Recommended Input Service:	40 A	40 A	40 A	20 A	20 A	20 A

Note; Other AC input voltage settings available are 240Vac 3 $\phi$  Delta and 416Vac 3 $\phi$

## Chassis Dimensions (w/o T Option) and Weights



Depth:  
23" / 584 mm

Model	Lbs / Kg
160LMX	195 / 88.6
160LMXT	320 / 145.8

### Parallel Bus Option

The 160LMX AC power source can be paralleled to create higher power systems. When equipped with the Parallel Bus (-PB) option, up to five units can be paralleled.

## Ordering Information

Model	T Option Ratio	AC Input Voltage	Options
160LMX	n/a	Specify: 208, 220, 230,	PPSC Test Manager SW License
160LMXT	1.5:1 or 2.0:1 or 2.5:1	240, 380, 400, 416 or 480	Avionics or IEC Test Sequences

### Order Example:

- 160LMXT, T= 2.0:1,  $V_{in}$ : 380VAC
- 6000VA, 1-Phase, AC Power Source with optional transformer
  - 2.0:1 Transformer Ratio
  - 380VAC, 3 Phase Input Voltage